



DURABLE & PROTECTIVE  
**WALLCOVERING**  
YOU CAN CUSTOMIZE

## SCRIBIL DRY-ERASE COATING PRODUCT SPECIFICATIONS, TECHNICAL DATA & APPLICATION INSTRUCTIONS

### Product Description:

#### 1. SCRIBIL:

A clear, high-gloss coating that creates a high-performance, write-and-erase finish when applied to any paintable surface.

#### 2. Kit Contents:

- Part A: low odor, milky white, water-based acrylic urethane
- Part B: clear isocyanate hardener

#### 3. Characteristics:

- Clear finish eliminates limitations of whiteboards allowing any color to show through
- High-gloss, water-based formula covers in ONE coat.
- Low Volatile Organic Compound (VOC) content of less than 50 grams per liter as mixed.

#### 4. Environmental Attributes:

- Free of formaldehyde, harmful carcinogens, chromium, lead and mercury
- Qualifies for contribution to LEED v4 and v1 for emissions and VOC
- More writing surface with far less environmental impact than whiteboard.

#### 5. Writing/Drawing:

- Any standard dry erase marker, in any color, can be used. For best performance, use Expo® Bold or Low Odor dry erase markers.

#### 6. Cleaning:

- For daily erasing and cleaning use a clean, dry-erase cotton cloth, or microfiber towel.
- Periodically use a clean damp cloth, dry-erase cleaner, or wipes to maintain surface.

#### 7. Warranty:

- 5 year limited warranty from date of shipment

#### 8. Manufacturer:

- The Sherwin Williams Company

888-267-4067  
[vitrulanusa.com](http://vitrulanusa.com)

Ger-Eck, LLC: *Exclusive Distributors of Vitrulan Glass Textile Products*  
1012 Sandstone Drive South Windsor, CT 06074  
for more info: [g.griffin@vitrulanusa.com](mailto:g.griffin@vitrulanusa.com)

GE|ER:06.23



DURABLE & PROTECTIVE  
**WALLCOVERING**  
 YOU CAN CUSTOMIZE

**SCRIBIL DRY-ERASE COATING**  
**PRODUCT SPECIFICATIONS, TECHNICAL**  
**DATA & APPLICATION INSTRUCTIONS**

TECHNICAL DATA	
<b>Color / Gloss</b>	Clear / Gloss
<b>Mixing Ratio</b>	3 : 1 by volume
<b>Pot Life (mixed)</b>	1.5 hours depending on ambient temperature
<b>Scrub Resistance</b>	10,000 cycles – excellent stain removal
<b>Vapor Density</b>	1
<b>Fire Rating</b>	Part A Flammable Liquid
<b>VOC Content</b>	< 50 g/L as mixed
<b>Pot/Shelf Life</b>	<b>OPEN:</b> 1.5 hours <b>UNOPENED:</b> <b>Part A:</b> 12 months <b>Part B:</b> 24 months
<b>Drying Time</b>	
	To touch in 4 hours
<b>Usable</b>	
	In 7 Days

**Note:**

The above information is based on our current knowledge about the product referenced and has been published to the best of our knowledge. We point out to the user that possible risks can arise when the product is used for other than intended applications.

888-267-4067  
[vitrulanusa.com](http://vitrulanusa.com)

Ger-Eck, LLC: *Exclusive Distributors of Vitrulan Glass Textile Products*  
 1012 Sandstone Drive South Windsor, CT 06074  
 for more info: [g.griffin@vitrulanusa.com](mailto:g.griffin@vitrulanusa.com)



DURABLE & PROTECTIVE  
**WALLCOVERING**  
YOU CAN CUSTOMIZE

## SCRIBIL DRY-ERASE COATING PRODUCT SPECIFICATIONS, TECHNICAL DATA & APPLICATION INSTRUCTIONS

### APPLICATION & CLEANING INSTRUCTIONS:

SCRIBIL is a clear, dry-erase coating that can be applied over smooth surfaces of any color as easily as traditional paint. The clear, high-gloss finish will transform walls, doors, columns, and more into durable, long-lasting surfaces that wipe clean, resist common marks, and hold up to daily wear.

- Water based, virtually odorless formula with less than 50 grams of VOCs per liter as mixed
- Compliant with LEED v4 and v1 Emissions and VOC
- Apply over any smooth substrate, including chalkboards and whiteboards
- Write or draw with any standard dry-erase marker and wipe clean with no “ghosting”
- Available in 1 kit size, to cover 360 square feet

**NOTE:** *Opening, mixing, and applying SCRIBIL should only be done by a professional installer, within three months from date of shipment, and in accordance with these Application/Cleaning Instructions. Please read the Material Safety Data Sheets carefully before opening contents.*

### PREPARATION

**Over existing painted surfaces:** SCRIBIL works best when applied over paints with an eggshell or satin finish. We recommend scuff sanding any high-gloss surface before applying SCRIBIL. The surface should be clean, dry, and free of grease and mildew. Since SCRIBIL is a high-gloss, clear coating, it will highlight any imperfections, so take the necessary steps to ensure a smooth surface.

**If repainting before applying SCRIBIL:** Sand the existing wall to remove any high points or imperfections, and fill any holes or scratches. Apply primer and paint so the wall is as smooth as possible, with very little stipple and no lap marks or roller lines. Allow to fully dry (24 hrs. depending on conditions) before applying SCRIBIL.

**IMPORTANT:** Mask surrounding areas with low-tack painter's tape and drop cloth. Remove tape while finish is still wet. Any material found under the painter's tape can be removed with a damp rag.

### MIXING

Stir mixture while pouring Part B into Part A. Mix thoroughly for 2 minutes. As A and B are incorporated, SCRIBIL will begin to thicken slightly. No “sweat-in” required. **IMPORTANT:** Once parts A and B are mixed, SCRIBIL must be used within 1.5 hours.

### DISCARDING

**IMPORTANT:** Leave unused material in the open container, without a lid. Contents will dry to a solid in 24 hours allowing for removal/disposal.

888-267-4067  
[vitrulanusa.com](http://vitrulanusa.com)

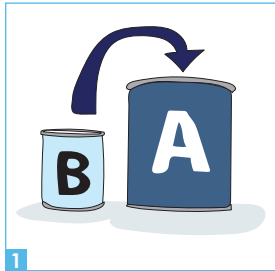
Ger-Eck, LLC: *Exclusive Distributors of Vitrulan Glass Textile Products*  
1012 Sandstone Drive South Windsor, CT 06074  
for more info: [g.griffin@vitrulanusa.com](mailto:g.griffin@vitrulanusa.com)

GEJER: 06.23



DURABLE & PROTECTIVE  
**WALLCOVERING**  
YOU CAN CUSTOMIZE

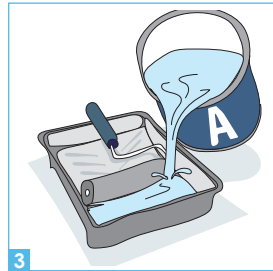
## SCRIBIL DRY-ERASE COATING PRODUCT SPECIFICATIONS, TECHNICAL DATA & APPLICATION INSTRUCTIONS



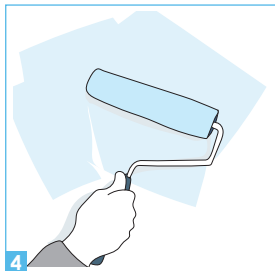
1  
COMBINE




2  
MIX WELL



3  
POUR OUT



4  
APPLY



5  
WAIT

### COVERAGE:

Kit size cover:  
360 sq ft

### OPEN TIME:

90 minutes

### CURE TIME:

Writable in 7 days

### DISPERSION:

Water based

### APPLICATION

Pour SCRIBIL into a clean metal roller tray and apply with a lint-free 1/4" nap roller. Cut in only as far as you are able to paint before the mixture begins to dry. Roll vertically, maintaining a wet edge. Lay off in one direction, from top to bottom. Inspect the application from multiple angles to ensure uniform coverage and no pinholes. Surface will be cured and writable in 7 days.

*For application assistance, call 888-267-4067.*

**FIRST AID:** In case of eye/skin contact, flush area with warm water and remove contaminated clothing. For inhalation of atomized product, move to an area free from further exposure. Do not induce vomiting. See Material Safety Data Sheets for complete first aid instructions. In case of emergency, call 800-424-9300 for immediate assistance.

**DISPOSAL:** Contains no chromium, lead or mercury. Disposal of containers should be in accordance with applicable federal, state and local laws and regulations. Contact your sanitation department or household hazardous waste coordinator for information concerning reuse, recycling or disposal of unused product.

888-267-4067  
[vitrulanusa.com](http://vitrulanusa.com)

Ger-Eck, LLC: *Exclusive Distributors of Vitrulan Glass Textile Products*  
1012 Sandstone Drive South Windsor, CT 06074  
for more info: [g.griffin@vitrulanusa.com](mailto:g.griffin@vitrulanusa.com)



DURABLE & PROTECTIVE  
**WALLCOVERING**  
YOU CAN CUSTOMIZE

## SCRIBIL DRY-ERASE COATING PRODUCT SPECIFICATIONS, TECHNICAL DATA & APPLICATION INSTRUCTIONS

### TROUBLESHOOTING

**Ink Separation:** If SCRIBIL parts A and B are not mixed thoroughly, a film may be left on the cured SCRIBIL surface that will cause the inks in some dry erase markers to fade or separate when applied. This is perfectly normal, and your new SCRIBIL surface will still function properly. Simply go on using the surface as you normally would. After writing on SCRIBIL a few times and wiping the surface clean with a soft cloth, this issue will resolve itself. For larger areas or for immediate results, simply apply SCRIBIL Surface Conditioner. Using a clean cloth, rub the conditioner over the entire surface and buff the area with a microfiber cloth.

**Shadowing:** Over time and through frequent use, residual marker build up may appear on your SCRIBIL surface. This can be easily removed with quality dry erase cleaning sprays or wipes.

**Pinholes in the Surface:** Surface pinholes are usually caused by trying to stretch the coverage too far and applying SCRIBIL too thin. Matte substrate finishes can be too absorbent, and may also lead to pinholes. Less severe cases will still work properly but may trap marker residue and become difficult to clean. Severe cases would require sanding and recoating.

**Hazy or Cloudy Appearance:** This may be the result of applying SCRIBIL too thick or by using the wrong roller cover. The wall can have a cloudy/hazy appearance because the surface of the paint dried before all of the moisture could escape. This will not affect the performance and may go unnoticed with lighter colors. For darker colors there is no quick fix. The wall would have to be prepped and painted again, and Wink would need to be reapplied properly.

**Bubbles in the Surface:** Surface bubbles occur from shaking SCRIBIL instead of stirring, using a roller cover that is too thick, or by over-rolling the mixture. Although the bubbles may not interfere with the dry erase capabilities, the surface may not look ideal. The area may require sanding smooth and repainting with SCRIBIL.

888-267-4067  
[vitrulanusa.com](http://vitrulanusa.com)

Ger-Eck, LLC: *Exclusive Distributors of Vitrulan Glass Textile Products*  
1012 Sandstone Drive South Windsor, CT 06074  
for more info: [g.griffin@vitrulanusa.com](mailto:g.griffin@vitrulanusa.com)

GEJER: 06.23



DURABLE & PROTECTIVE  
**WALLCOVERING**  
YOU CAN CUSTOMIZE

## SCRIBIL DRY-ERASE COATING PRODUCT SPECIFICATIONS, TECHNICAL DATA & APPLICATION INSTRUCTIONS

### TROUBLESHOOTING *(continued)*

**Staining:** A properly installed SCRIBIL surface is highly resistant to staining. If your SCRIBIL surface has stains that cannot be removed with dry erase cleaner, it is generally due to one of the following reasons:

- 1) The wrong type of marker was used; Permanent ink, Sharpies®, highlighters, ballpoint pens and other non-dry erase markers can stain the surface. Many of these marks can be removed by covering the blemished area with a dry erase marker and wiping the area clean.
- 2) The coverage rate was exceeded; The coverage rate indicated for each kit should not be exceeded. If SCRIBIL is spread too thin, the surface could be prone to staining.
- 3) The wrong type of cleaner was used; Cleaning your SCRIBIL surface with regular household cleaners or abrasive cleaners can damage the surface and make it prone to staining. Use quality dry erase cleaner and a microfiber cloth to keep your Wink surface clean.

### CLEANING AND MAINTENANCE

For daily erasing and cleaning, we recommend using a microfiber cloth. A dry-erase cotton cloth can also be used; however we do not recommend Expo® or other brand erasers. Periodically use a clean, damp cloth with mild soap or just water—or disposable wipes—to maintain the surface. Expo Dry Erase Board Surface Cleaner or Cleaning Wipes also work well. After using a cleaner, it's best to wipe the surface with clean water to remove any residue. Regular household cleaners (such as Windex® or Formula 409®) **should not be used**, as they can damage the SCRIBIL surface.

Although most standard dry erase markers, in any color, can be used on the SCRIBIL surface, we have found that Expo brand markers produce the best results. Old markers and red-color markers may sometimes be difficult to clean off, however the Expo cleaners produce great results.

888-267-4067  
[vitrulanusa.com](http://vitrulanusa.com)

Ger-Eck, LLC: *Exclusive Distributors of Vitrulan Glass Textile Products*  
1012 Sandstone Drive South Windsor, CT 06074  
for more info: [g.griffin@vitrulanusa.com](mailto:g.griffin@vitrulanusa.com)









